

TORNILLOS DE ACERO

TUERCAS


Tornillos

Página 206-207


Tuercas

Página 208

Tornillos Acero 12.9




























Ref. Amador	Ref. Or.	Descripción	Modelo
TORNILLOS ACERO 12.9:	TA-10020	M10/150 x 20	
	TA-10030	M10/150 x 30	
	TA-10035	M10/150 x 35	
	TA-10040	M10/150 x 40	
	TA-10050	M10/150 x 50	
	TA-10060	M10/150 x 60	
	TA-10070	M10/150 x 70	
	TA-10080	M10/150 x 80	
	TA-10090	M10/150 x 90	
	TA-10100	M10/150 x 100	
TA-10120	M10/150 x 120		
	TA-12030	M12/150 x 30	
	TA-12035	M12/150 x 35	
	TA-12040	M12/150 x 40	
	TA-12050	M12/150 x 50	
	TA-12060	M12/150 x 60	
	TA-12070	M12/150 x 70	
	TA-12080	M12/150 x 80	
	TA-12100	M12/150 x 100	
	TA-12120	M12/150 x 120	
	TA-12140	M12/150 x 140	
	TA-12160	M12/150 x 160	
	TA-12200	M12/150 x 200	
	TA-14030	M14/150 x 30	
	TA-14040	M14/150 x 40	
	TA-14050	M14/150 x 50	
	TA-14060	M14/150 x 60	
	TA-14070	M14/150 x 70	
	TA-14080	M14/150 x 80	
	TA-14100	M14/150 x 100	
	TA-14120	M14/150 x 120	
	TA-14140	M14/150 x 140	
	TA-14160	M14/150 x 160	
	TA-14180	M14/150 x 180	
	TA-16040	M16/150 x 40	
	TA-16050	M16/150 x 50	
	TA-16060	M16/150 x 60	
	TA-16070	M16/150 x 70	
	TA-16080	M16/150 x 80	
	TA-16100	M16/150 x 100	
	TA-16120	M16/150 x 120	
	TA-16140	M16/150 x 140	
	TA-16160	M16/150 x 160	
	TA-16180	M16/150 x 180	
	TA-16200	M16/150 x 200	
	TA-16220	M16/150 x 220	
	TA-16240	M16/150 x 240	
	TA-16260	M16/150 x 260	

Tornillos Acero 12.9

Ref. Amador	Ref. Or.	Descripción	Modelo
TORNILLOS ACERO 12.9:	TA-18130	M18/150 x 130	
	TA-18140	M18/150 x 140	
	TA-18160	M18/150 x 160	
	TA-18180	M18/150 x 180	
	TA-18200	M18/150 x 200	
	TA-18220	M18/150 x 220	
	TA-18240	M18/150 x 240	
	TA-18260	M18/150 x 260	
	TA-18280	M18/150 x 280	
	TA-18300	M18/150 x 300	
	TA-18320	M18/150 x 320	
	TA-20140	M20/150 x 140	
	TA-20160	M20/150 x 160	
	TA-20180	M20/150 x 180	
	TA-20200	M20/150 x 200	
	TA-20220	M20/150 x 220	
	TA-20240	M20/150 x 240	
	TA-20260	M20/150 x 260	
	TA-20280	M20/150 x 280	
	TA-20300	M20/150 x 300	
	TA-20320	M20/150 x 320	
	TA-22120	M22/150 x 120	
	TA-22140	M22/150 x 140	
	TA-22150	M22/150 x 150	
	TA-22180	M22/150 x 180	
	TA-22200	M22/150 x 200	
	TA-22220	M22/150 x 220	
	TA-22240	M22/150 x 240	
	TA-22260	M22/150 x 260	
	TA-22280	M22/150 x 280	
	TA-22300	M22/150 x 300	
	TA-22380	M22/150 x 380	
TA-22400	M22/150 x 400		
TA-22420	M22/150 x 420		
TA-24090	M24/200 x 90		
TA-24140	M24/200 x 140		
TA-24150	M24/200 x 150		
TA-24200	M24/200 x 200		
TA-24220	M24/200 x 220		
TA-24240	M24/200 x 240		
TA-24260	M24/200 x 260		
TA-24280	M24/200 x 280		
TA-24300	M24/200 x 300		
TA-27120	M27/200 x 120		
TA-27130	M27/200 x 130		

Ref. Amador	Ref. Or.	Descripción	Modelo
TUERCAS DE ABARCÓN:	TAM-10150	M10/150	
	TAM-12150	M12/150	
	TAM-14150	M14/150	
	TAM-16150	M16/150	
	TAM-18150	M18/150	
	TAM-20150	M20/150	
	TAM-22150	M22/150	
	TAM-24150	M24/150	
	TAM-24200	M24/200	
	TAM-24300	M24/300	
	TAM-27200	M27/200	
	TAM-30200	M30/300	
TAM-36300	M36/300		
TUERCAS DE ABARCÓN (SAE):	TAS-11001	7/16	
	TAS-11002	1/2	
	TAS-11003	9/16	
	TAS-11004	5/8	
	TAS-11005	3/4	
	TAS-11006	7/8	
	TAS-11007	1"	
	TAS-11008	1" 1/4	
	TAS-11009	1" 1/2	
TUERCAS BAJAS C-10:	TC10-08125	8/125	
	TC10-10150	10/150	
	TC10-12150	12/150	
	TC10-14150	14/150	
	TC10-16150	16/150	
	TC10-18150	18/150	
	TC10-20150	20/150	
TC10-22150	22/150		
TUERCAS BAJAS DIN 938.8:	TSM-08125	8/125	
	TSM-10150	10/150	
	TSM-12150	12/150	
	TSM-14150	14/150	
	TSM-16150	16/150	
	TSM-18150	18/150	
TSM-30200	30/200		
TUERCAS AUTOBLOCANTES:	TNM-10150	10/150	
	TNM-12150	12/150	
	TNM-14150	14/150	
	TNM-14200	14/200	
	TNM-16150	16/150	
	TNM-18150	18/150	
	TNM-20150	20/150	
	TNM-22150	22/150	
	TNM-22200	22/200	
	TNM-24150	24/150	
	TNM-24200	24/200	
	TNM-24300	24/300	
	TNM-27200	27/200	
	TNM-30150	30/150	
TNM-30350	30/350		
TNM-42300	42/300		

INDICE

DAF	01-14	
IVECO	15-33	
MAN	34-52	
MERCEDES	53-89	
R.V.I	90-107	
SCANIA	108-113	
VOLVO	114-130	
FORD	131-133	
ISUZU	134-135	
LAND ROVER	136-137	
MITSUBISHI	138-139	
NISSAN	140-146	
SUZUKI	147-148	
TOYOTA	149-150	
BPW	151-165	
FRUEHAUF-SMB	166-170	
KÄSSBOHRER	171-172	
LECIÑENA-GIGANT-WEWELER	173-178	
MONTENEGRO	179-182	
PEPIN	183-184	
PRIMBALL	185-186	
ROR-MERITOR	187-193	
GALUCHO	194-195	
SAF-SAUER	196-198	
TRAILOR	199-200	
ARANDELAS Y CAPUCHINOS DE 10 Ø	201-202	
SUPLEMENTOS DE ABARCÓN, CADENAS ELEVADOR	203-204	
TORNILLOS Y TUERCAS	205-208	